

Creating a Magazine

For our next assignment, your group will be creating a sports injuries magazine in Publisher and or in Word format to begin. After you finish, your group will upload the magazine to an online publishing site called Issuu: <http://issuu.com/> . Then once it is online, you will forward the embedded code to me via email at boliveira@cisnd.ca

This assignment has many different parts, and you and your group are expected to share the load throughout.

Part 1: The Front Page

- ___ A name for your magazine at the top
- ___ The date of the magazine
- ___ A section that shows what articles will be in the magazine
- ___ Pictures

Part 2: Sports Injury Main Article

- ___ You can start this on your front page or on a different page.
- ___ An article about something interesting currently happening which pertains to a sports injury we discussed in class
 - ___ 40- 50 sentences (8-12 sentences = 1 paragraph) spelling & grammar
- ___ 2-3 pictures

Part 3: An Interview

- ___ You will need to create a mock-interview with someone in the sports world
- ___ The interview should be about something interesting related to sports injuries and or the field of sports injuries that the person does
- ___ You should ask them at least 10 questions
- ___ Write your questions and their answers
- ___ Picture of the interview and include it. (More on the next page →)

Part 4: An article about a topic your group is interested in.

_____ Article can be about anything (needs to be sports injury appropriate)

_____ 30-35 sentences with correct spelling and grammar

_____ 1 picture

Part 5: An article about a Sports Injury Rehabilitation Story

_____ Create a feel good rehab. story or report on one

_____ 25- 30 sentences with correct spelling and grammar

_____ 1 picture

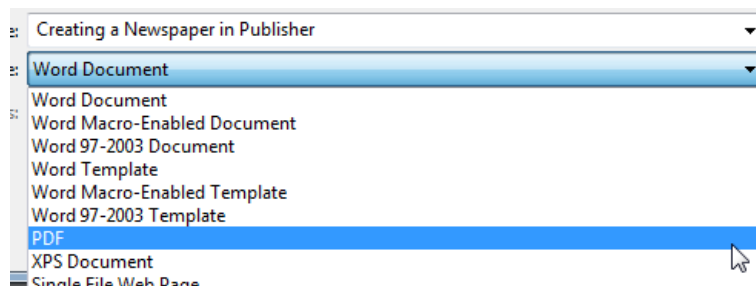
Part 6: An article about a form of sports injury therapy

_____ Article must be on new form of therapy (current or in future)

_____ 20 sentences with correct spelling and grammar

_____ 1 picture

When your magazine is finished go to **File, Save as**, and change the **file type to PDF**

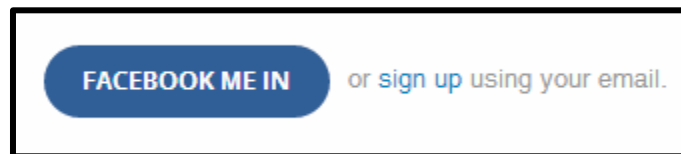


Then **save** it! Now we're ready to upload your magazine to Issuu →

Uploading Your Magazine to Issuu

1) Go to www.issuu.com

2) If you have used Issuu before, sign in. If not, click “**sign up**”



3) At the top, middle click **Upload**

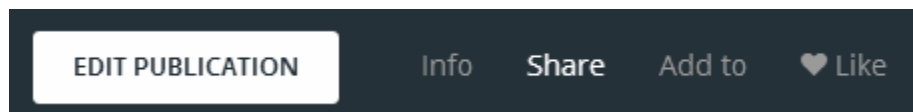
4) Select **the PDF file** of your magazine that you just created.

5) Give your magazine a **title** and a **description**

6) Click **Publish Now**

7) Wait a moment, then click **Open Publication**

8) At the bottom, click “**Share**”



9) Then, click “**Embed**”



10) Finally, copy the “Embed Code” at the bottom and email me the embedded code!

```
Embed code <div data-configid="6449064/4410894" style="width: 525px; height: 1050px;" class="issuembed"></div>  
<script type="text/javascript" src="//e.issuu.com/embed.js" async="true"></script>
```

ISSUU



ISSUU is a document sharing site.

This tool turns a PDF, Word document or PowerPoint presentation (as well as other file types) into a digital booklet. This site is free to join with an initial storage limit of 1GB and the possibility to purchase more storage space if necessary.

Digital booklets - This format means that a user can zoom in to highlight text or view images in more detail. It is also environmentally friendly as it prevents printing. This can be especially beneficial as a user can distribute the booklet to a wider audience without having to worry about printing or posting costs.

Embed - Digital booklets can be embedded on blogs, websites and eportfolios (including Solent's myPortfolio). This allows a wide distribution of the content, and also means that the publisher can easily target their desired audience through an existing online presence.

Share - As well as sharing content by embedding it on external sites, publications can also be shared on Facebook, Twitter or via email. It is also possible to download and print the publication. As well as sharing their content externally users can bookmark publications they like on ISSUU. This means it is a resource for finding content as well as sharing it.